



2009-2010 GMT Quarterly Report for District (or Undistricted) **District A 2**

GMT: **TERRY GRAHAM**

Location: **ONTARIO**

GMT CA: **2**

CLUBS

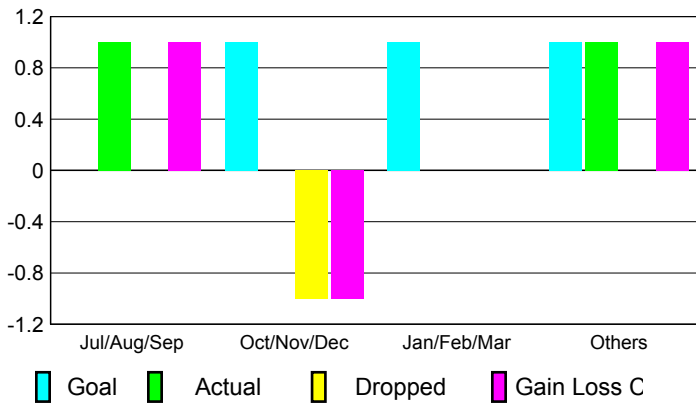
Club Results
2009-2010

Clubs
2008-2009

Month	New Club Goal	Actual New Clubs	Actual Dropped Clubs	Gain/Loss of Clubs	Gain/Loss of Clubs
Jul/Aug/Sep	0	1	0	1	0
Oct/Nov/Dec	1	0	-1	-1	0
Jan/Feb/Mar	1	0	0	0	0
Apr/May/June	1	1	0	1	0
Totals	3	2	-1	1	0

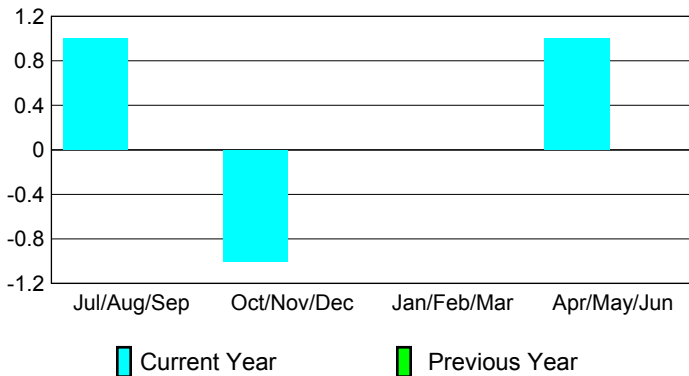
Club Results 2009-2010

Goal, New, Dropped, Gain/Loss



Comparison of Club Gain/Loss

Current Year Compared to the Previous Year



YTD Status Quo Clubs 2009-2010

Status Quo Clubs Compared to Status Quo Members



MEMBERSHIP

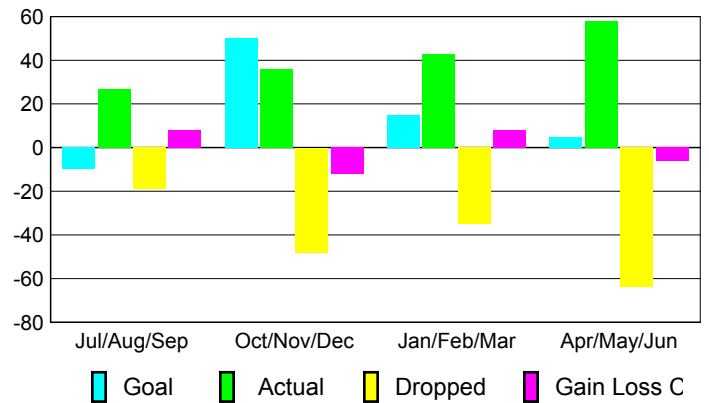
Membership Results
2009-2010

Membership
2008-2009

Month	Net Memb Goal	Actual New Memb	Actual Dropped Memb	Gain/Loss of Memb	Gain/Loss of Memb
Jul/Aug/Sep	-10	27	-19	8	-46
Oct/Nov/Dec	50	36	-48	-12	-11
Jan/Feb/Mar	15	43	-35	8	5
Apr/May/June	5	58	-64	-6	9
Totals	60	164	-166	-2	-43

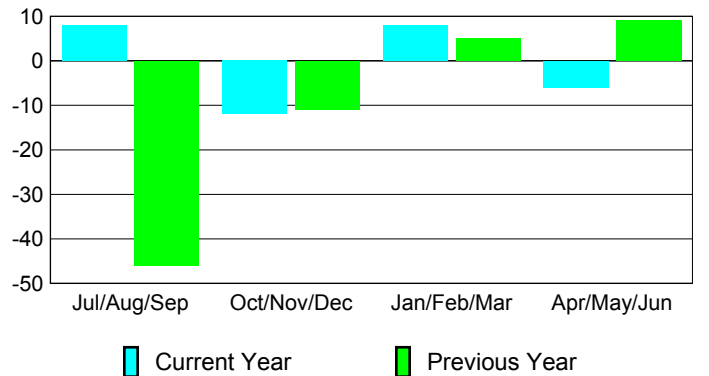
Membership Results 2009-2010

Goal, New, Dropped, Gain/Loss

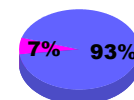


Comparison of Membership Gain/Loss

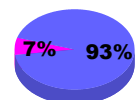
Current Year Compared to the Previous Year



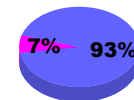
Gender Comparison 2009-2010



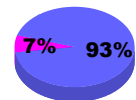
Jul/Aug/Sep



Oct/Nov/Dec



Jan/Feb/Mar



Apr/May/June

Male

Female